

fabric 
godmother




**APRIL
DREAM
WARDROBE
NEWSLETTER**

FAYE X LEO'S JUNGLE: TROPICAL DIP



This month the Dream Wardrobe is grabbing you by the hand and taking you off to the tropics with the versatile Closet Core Faye swimsuit. Feel the serenity of the palm trees, chilled cocktails on the terrace, and the chance to take a dip in a cool jungle pool – just pack your passport and your sandals, and dive in.



THE FAYE SWIMSUIT FROM CLOSET CORE



Faye is a multi-choice swimwear pattern that includes three different options, including two bikini styles as well as a one-piece swimming costume. Minimalist design, clean lines and a fully lined finish make this a modern take on classic style swimwear.

Style elements on the Faye include both high and low rise waist bottoms, plus a criss-cross back or straight straps on the bikini, and the option of an underbust support band; the one-piece features a deep scoop back with adjustable crossover straps.

The pattern is classed as Intermediate and comes in sizes 0-32.



LEO'S JUNGLE SWIMWEAR JERSEY



This exclusive Fabric Godmother swimwear jersey is a brand new addition to the range and features the big cat amongst the stars and leaves of his jungle print background in soft pinks, creams and blues, all against a vibrant green.

Leo's Jungle is printed on a 150cm wide swimwear jersey that is 82% polyamide, 18% elastane, with a four-way stretch, making it ideal for all kinds of swimwear projects including one-piece costumes, bikinis, and rash vests.

If you require more of the Leo's Jungle swimwear jersey for this or any other project, you can find it [here](#). As with most fabrics, we recommend pre-washing to remove any dressing and allow for shrinking.

LEO'S JUNGLE SWIMWEAR JERSEY^{on} ALTERNATIVE PATTERNS

As always we have given you enough fabric to make the Closet Core Faye swimsuit with the Leo's Jungle swimwear fabric, but it would also look great in any of these alternative patterns:



Tilly and the Buttons – Coralie
Swimwear

Jalie – Zoe Long Sleeve
Rashguard Swimsuit



LEO'S JUNGLE SWIMWEAR JERSEY^{on} ALTERNATIVE PATTERNS



Megan Neilson – Cottesloe
Swimsuit and Bikini

Made my Wardrobe – Freya
Swimsuit



FAYE SWIMSUIT

ALTERNATIVE FABRICS

Think you might want to make your Faye swimsuit in a different fabric? These choices will also bring the holiday vibes when paired with your pattern.



Milo Tiger Swimwear Jersey in Orange

Soleil Swimwear Jersey in Maroon



Lolita Swimwear Jersey in Pink

THIS MONTH'S GIFT: SEW EASY 45MM ROTARY CUTTER



The perfect accessory when working with swimwear jersey, this Sew Easy rotary cutter will make cutting out your swimsuit or bikini a dream.

The cutter comes with a 45mm blade and the pale pink and blue co-ordinates perfectly with the colours of your Leo's Jungle fabric.

IN THIS MONTH'S BOX:

- Closet Core Faye Swimsuit Pattern
- Leo's Jungle swimwear jersey.
- Sew Easy 45mm Rotary Cutter
- Matching thread





TO MAKE UP THE FAYE SWIMSUIT YOU WILL NEED:

- 10mm swimwear elastic
- Lining fabric if you wish to line your swimwear
- Optional: 1m x 19 mm bra band or swimwear elastic for one-piece underbust
- Pattern instructions - [click here](#)

Want to share your Dream Wardrobe? Use the hashtag #fgdreamwardrobe and share your unboxing and final makes on social media.

Happy sewing, Josie xxx



fabric ~~~~~
godmother

FAYE SWIMSUIT — SEWING NOTES

pn

For April's Dream Wardrobe we asked Zoe to sew up the Faye pattern, and here are her thoughts:

Swimsuit fabric is super slippery, so cutting out your pattern with a rotary cutter and lots of pattern weights is easier, quicker, and more accurate than using pins and scissors.

If you plan to line the swimsuit with the printed swimsuit fabric (as opposed to swimsuit lining fabric), you may find the finished garment feels tighter than it otherwise would; and if you're making the one piece option you might also find that it feels shorter in the body. Therefore, if you are average height or taller and making a lined, one-piece swimsuit, you should definitely consider adding some length to the pattern pieces in the torso. Remember, if you add length to the outer swimsuit pattern pieces, you must also add the same amount of length to the lining pieces.

When assembling the swimsuit, you might find it easier to stitch the neck and armhole edges of the outer and lining pieces together first, THEN add the elastic along the edges afterwards.

I found it easier to use very fine pins when prepping to sew the outer and lining layers together, as clips felt too chunky.

As always we suggest measuring your body carefully and comparing it to the finished garment measurements on the pattern to help you pick the correct size. If you are unsure, make a toile first to avoid wasting your beautiful fabric!